

# MASONIC STUDY GUIDE


## Lodge Han Yang

No. 1048 on the roll of The Grand Lodge of  
Antient Free and Accepted Masons of Scotland  
- Korea's Oldest Masonic Lodge -  
Chartered 1908



# Why Memorize?

- Sense of Responsibility
- Familiarization
- Appreciate Freemasonry



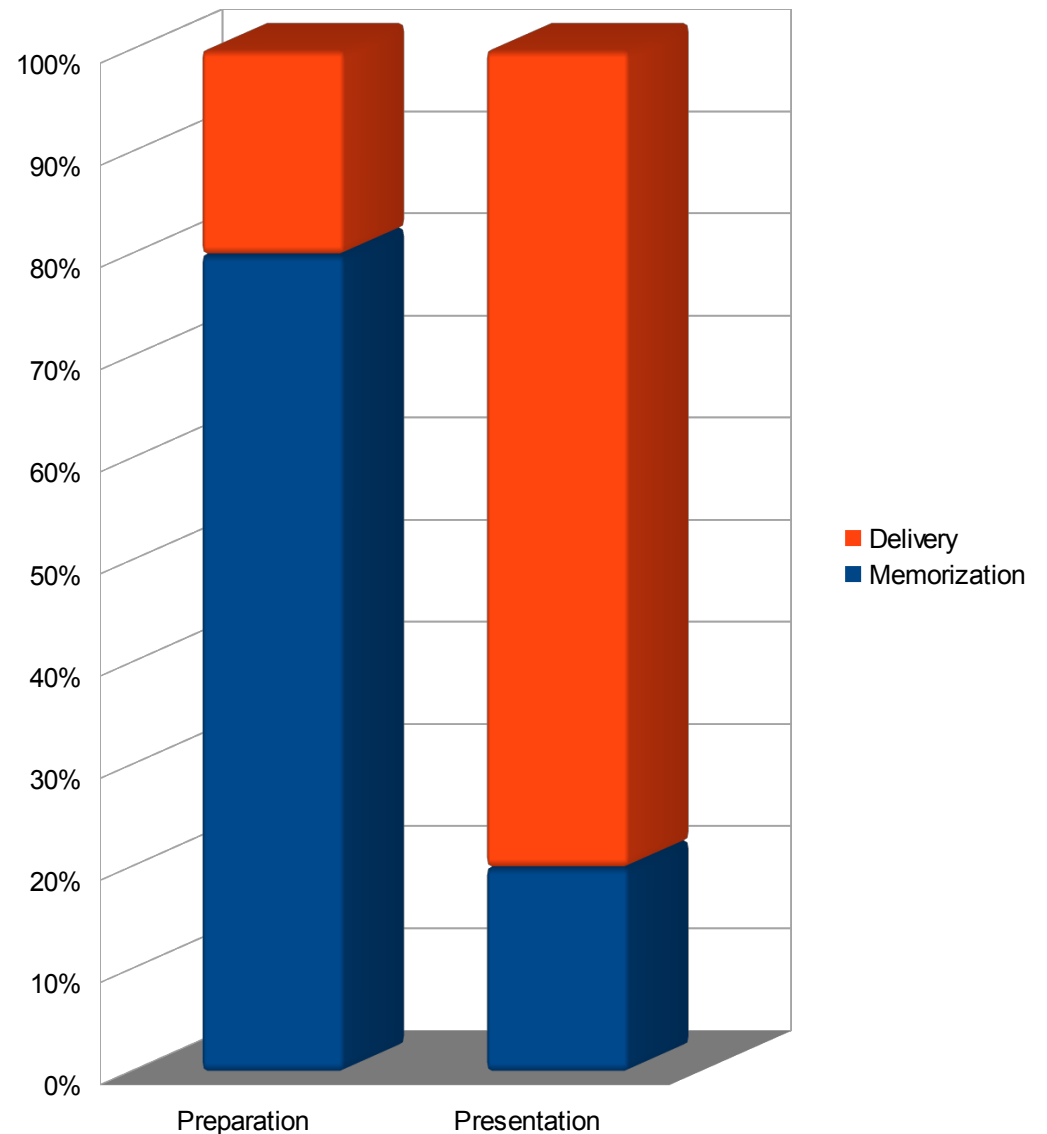
# Delivery

- Makes an impression
- Audience appreciates and won't forget
- Adds something to the experience
- Good acting gets good reviews




# Memorization Vs. Delivery

- Memorizing during preparation commits to the craft
- Delivering during presentation interests the audience



# Memorization Techniques

- Dictation
- Beginning, End, Middle
- Paragraph by Paragraph
- Test



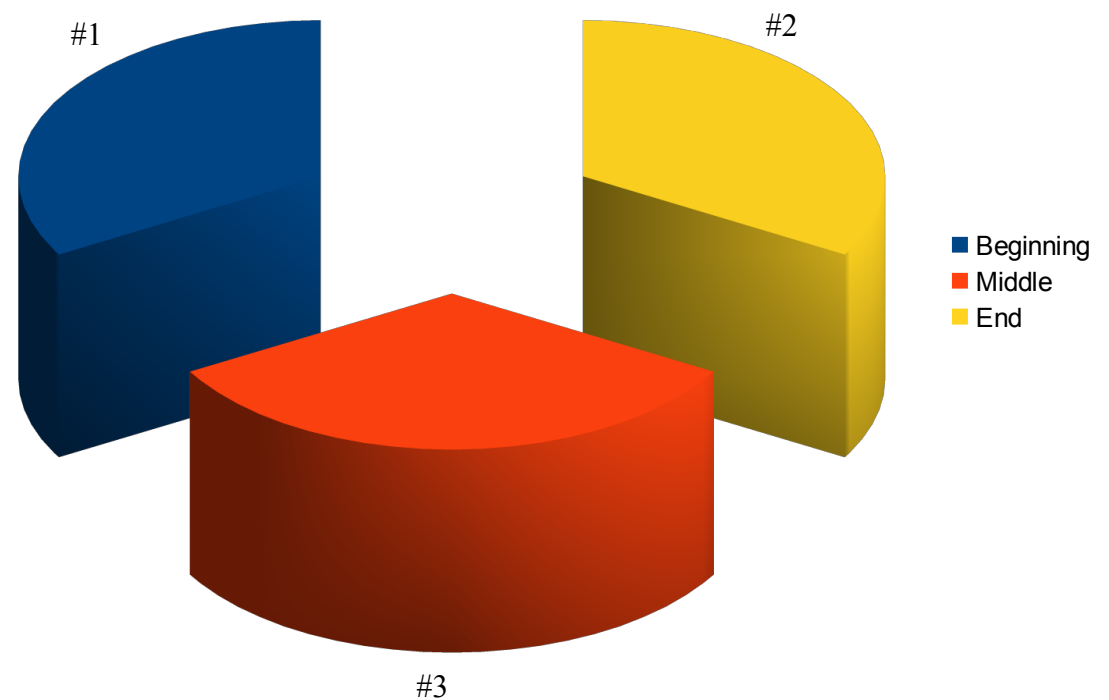
# Dictation

- Make a recording
- Playback and write it out by listening only
- Rewind if necessary
- Get a feel for the words
- Brain analyzes more
- Good start



# Beginning, End, Middle

- Divide into thirds
- Memorize beginning first, end next, and finally middle
- If struggling in the middle, the end will be stronger.
- Useful in study and practice



# Paragraph By Paragraph

1. Divide paragraphs into sentences, phrases and words
  2. Memorize a few words until you complete a phrase
  3. Memorize the next phrase and then recite them both
  4. Keep going until you've memorized a sentence
  5. Memorize the next sentence and then recite both
  6. Keep going until you've memorized a paragraph,  
and so forth
- Always recite from the beginning
  - Don't move on until you can recite with confidence
  - If you're working on the ending, try doing it backwards
  - Effective if given time, patience and perseverance




# Test

- Write it out from memory
- Check weak points
- Nail loose articles
- Test daily until presentation



# Delivery Pointers

- Overacting
- Context
- Body Language
- Visualization




# Overacting

- Being melodramatic all the time
- Draws attention away from the meaning
- Alienates you from the audience
- Reservation can also be effective



# Context

- Tone of voice reflects meaning of words
- God = Reverence
- Citizenship = Duty
- Secrecy = Serious
- Morality = Wisdom
- Penalties = Anger
- Make it your own through personal interpretation



# Body Language

- Shows confidence
- Good posture
- Look presentable
- Eye contact
- Be relaxed and personable
- Hand gestures with a purpose



# Visualization

- Picture in your mind
- Pretend you're in lodge presenting
- Go over every detail
- Mock props may help
- Practice with a brother and get feedback
- Key in making an impression



# Conclusion

- Freemasonry takes years to study
- Go at your own pace
- Always try to improve
- Exemplify the craft
- Benefit the brethren

